


i

Week 2



LODGERS REMOTE LEARNING PACK |

Monday, 20 April – Friday, 24 April, 2020



Dear Parents/Guardians

Welcome to Week 2 of Term 2. This term may present challenges for students, teachers and families as we move to a new way of remote teaching and learning, but one which I am sure we can work through positively together. Where possible, we have planned to keep the structure similar to a normal school day with activities following our Term 2 curriculum.

Teachers will use the Parent Portal as the main means of communicating with parents. At the start of each week, we will provide your child with a weekly plan of activities focusing on Literacy, Numeracy and Inquiry. We will provide some general resources (such as those in this pack) and also include specific lessons for your child to complete with your support. Specialist teachers will provide ideas for lessons which your child will be able to access. Parents can use the portal for students to send any written tasks as an attachment or photo to their teacher who can then provide feedback. Many of the activities can be shared with family members, and parents can give immediate feedback or support as required.


Teachers will have access to your child's progress through the Literacy and Numeracy online programs and will set work via these platforms in the weeks to come.

Remote learning is very new for all of us and we understand that families will approach this in different ways, but it is important to stay connected to school. We have provided key Literacy and Numeracy learning along with other activities which should take a few hours a day. A school day at home may be quite different from a normal day in the classroom. Children normally attend school from 9am to 3.30pm, but at home, these times may be flexible. Teachers have planned work which may be completed in a shorter time frame than a whole school day due to different variables including discussion times, breaks and family routines. We don't expect students to be completing school work for 6 hours a day. Please refer to the DET website for specific information about remote learning times for students from Prep – Grade 2 and for those in Grade 3 – Grade 6.

We do encourage parents to be guided by their child and give them regular breaks. Please remember that it is important for children to get fresh air and keep active. There are plenty of fun activities that they might like to do from the 'Activities To Do At Home' link that you have already received through the parent portal.

Regards,

*Henry Grossek, Sandra McCrum and Angela Maskery
Berwick Lodge Primary School Leadership Team.*



P

Week 2

To Parents:

In this pack, you will find a range of learning activities that our teachers have prepared for your child.


The activities in this pack have been designed to be independently completed at home by students. (However, parents of our junior school students/ or students with learning challenges may be required to explain the activities to them.)

If all the activities are not completed by the end of the week, there's no need to worry. We understand this is a challenging time for you, so just do your best.

If you have any questions about the tasks, please contact your child's teacher via the Parent Portal.



PREP



P

Week 2



Early-Finisher Activities

What is the day today/ yesterday and tomorrow?
Teach your family the 'Days of the week' song.

Months of the year
<https://www.youtube.com/watch?v=omkuE6Wa5kQ> or
<https://www.youtube.com/watch?v=IPeAp1hz8GA>

Have a look at your calendar at home. What month does everyone in your family celebrate their birthday?



Prep Lessons | Literacy 1/2



It's time to learn about the alphabet.

Student Tasks:

- ✓ Sing the Alphabet Song.
<https://www.youtube.com/watch?v=BELIZKpi1Zs&t=27s>
- ✓ Write all the letters of the alphabet you know in your best handwriting on lined paper.
- ✓ Practise your cued articulation. 😊

Parent Information:

- ❑ The following link will take you to a PDF page which has information regarding what cued articulation assists with. https://primarysite-prod-sorted.s3.amazonaws.com/sundridgekent/UploadedDocument/230b350efafe4b038c7115b1ac43dcba/P_HONICSCuedArticulation.pdf


It's time to do some independent reading at home. 😊

Student Task:

- ✓ Read a book to yourself at home or listen to a book being read aloud online via Vooks.

Parent Information:

- ❑ Great interactive books can be downloaded via Vooks, Storytime Online and Audible.
- ❑ Students should be able to sit and read/flick through or listen to a book for a minimum of 10 minutes.




P

Week 2

SMART SPELLING

Can you sound out these words? Place a dot if you are still learning the word and a tick next to the word when you can read it independently.

Weekly words				
Name:				
net				
I went to get a net.				
Common words:	M	T	W	Th
went				
get				
I				
to				
them				
then				
ten				
red				
no				
in				
now				
well				
tell				



Prep Lessons | Literacy 2/2



This week we are learning about the letter 'E'.

Student Tasks:

- ✓ What sound does a 'E' make?
- ✓ What words start with the letter 'E'?
- ✓ How many words can you think of that have the letter 'E' in them?
- ✓ How do you write the letter 'E' in both upper and lower case?

Parent Information:

- ❑ The following link will take you to a great video about the letter 'E'.
<https://www.youtube.com/watch?v=Cm4OnFLI5Uw>

E e

It's time to do a writing task. 😊 Today, you are going to do a guided writing activity.

Student Task:

- ✓ Write the following sentence using our focus word (NET) and draw a picture underneath.

I went to get a net.

Write this and get your child to see if they can sound out some words.

VCOP- Talk about the capital letter and the full stop at the end. Students will write this sentence and draw a picture.

Something extra: add in a 'wow' word to make the sentence more interesting e.g. The went to get a black fishing net.

Can you write another sentence that has the word 'net' in it?

VCOP: This stands for **V**ocabulary, **C**onnectives, **O**peners & **P**unctuation. Currently in prep we are only focusing on the vocabulary to make it interesting (wow words) and simple punctuation.

P

Week 2

Early-Finisher Activities

Write all the numbers 1-10 on a piece of paper.

Firstly go around your house and see how many times you can see the number 1 written somewhere. Write how many times you can find the number next to number 1. Now try it with number 2. How many times can you see the number 2 written in your house?

Keep doing this until you get to number 10.

Challenge?
Try and do this up to the number 20!!



Prep Lessons | Numeracy 1/1




We're going to be revising the numbers 1-10.

Student Tasks:

- ✓ Click on the link and watch the video
<https://www.youtube.com/watch?v=DR-cfDsHCGA>
- ✓ Write the numbers 1-10 in fancy or creative writing fonts.
- ✓ Using things around your home, try to create the number 10. You might use playdough, Lego, shaving cream in a container or even act it out!

Parent Information:

- ❑ Help your child represent all of the numbers from 1-10 with tally marks and tens frames.
- ❑ Help your child spot the numbers 1-10 around your home (remote control, food packaging, microwave buttons etc.)
- ❑ Listen to these number songs.
<https://www.youtube.com/watch?v=7D4K9oi7oBM>



P

Week 2

END OF WEEK TASK

Have a go at messaging your teacher (with the help of your parents) on Sentral and share with them what you did this week? What did you learn, what were your highlights of the week? Who helped you with your learning this week? Can you help type any of the words on the computer? Can you remember where we need to add in a capital letter and a full stop?



Prep Lessons | General Activities




Once you have completed your daily Literacy and Numeracy activities, have-a-go at completing one of the following tasks...

Student Tasks:

- ✓ Please have at least 30 minutes of exercise per day. Make sure you get your heart rate up, so it might be skipping, doing laps in the backyard, squats or jumping on the trampoline. Be creative.
- ✓ Draw a picture that includes: 3 circles, 4 squares, 2 rectangles and 4 stars
- ✓ Draw a picture of you and your family at your favourite holiday location. Can you label everyone in your picture?
- ✓ Create a diorama of your family at your favourite holiday location? You could use an old shoebox or cereal box, and make models out of paper, playdough or Lego! Use things in the garden as well for decoration. Have some fun experimenting and being artists!
- ✓ Check out this video and try and make your own ANZAC Day wreath.
https://www.loom.com/share/e18e5cb1a34b4014a3e71a84b5d4cac6?fbclid=IwAR1Lb_pvmy6eoAoUGgLaMxtF9alo8207XGTqK56QITledemWZ95gLbg7FE
- ✓ Help in the kitchen make some ANZAC day biscuits.

Parent Information:

- ❑ Involve your child in as many everyday activities as possible.



1

Week 2

To Parents:

In this pack, you will find a range of learning activities that our teachers have prepared for your child.


The activities in this pack have been designed to be independently completed at home by students. (However, parents of our junior school students/ or students with learning challenges may be required to explain the activities to them.)

If all the activities are not completed by the end of the week, there's no need to worry. We understand this is a challenging time for you, so just do your best.

If you have any questions about the tasks, please contact your child's teacher via the Parent Portal.



GRADE 1



1

Week 2

Early-Finisher Activities

Verb tenses

Remember that we learnt that verbs are action words? If you can **do it**, then it's an **action word**. Here is a list of 10 verbs. Can you write these down and write down what they would be if they were past tense. That means if you did it yesterday:

Present

jump
skip
draw
crawl
walk
dance
talk
laugh
eat

Past



Grade 1 Lessons | Literacy 1/1



It's time to do some **READING** at home...

Student Tasks:

- ✓ Choose a book to read out loud or silently for fifteen (15) minutes. (Remember to record it in your yellow reading diary.)

It's time to do some **SPELLING** at home...

This week we are revising "ck" again.

Student Tasks:

- ✓ Read through all of your list words with an adult.
- ✓ Sound out our words and count their sounds. Eg. d-u- ck has 3 sounds.
- ✓ Say each of your words
- ✓ Count the sounds.
- ✓ Write the words twice in rainbow writing:

d u c k

Parent Information:

- ❑ At the end of the week test your child on their spelling words.

Spelling Focus for Week 2

Group 1	Group 2	Group 3
kid	look	looking
kit	park	looked
skin	kick	kicked
kiss	kind	parking
like	kept	keeping
keep	kite	kicking

It's time to do some **WRITING** at home...

Student Tasks:

- ✓ Write a recount about your weekend.
- ✓ Last term we were learning about "Then and Now" and looking at families and how they are different now to how they were in the past. Make a list of the people in your family. You can include cousins, aunties and uncles and special "family" friends. I wonder how many people you will get on your list?

Parent Information:

- ❑ A recount tells us about what has already happened and uses PAST tense.



1

Week 2



Online Learning Platforms

Students should have their logins in their take home reading diary

Bugclub:

<https://www.activelearnprimary.com.au/login?c=0>

StudyLadder:

<https://www.studyladder.com.au/login/account>

Matific:

<https://www.matific.com/us/en-us/login-page/>



Grade 1 Lessons | Numeracy 1/1



It's time to do some fun maths activities...

Student Tasks: Practise counting by 5's and by 2's

- ✓ Count by 5's song

<https://www.youtube.com/watch?v=amxVL9KUmq8>

You can use your fingers and toes to count up to 20 and then keep going up to 100. Can you do it backwards too?

- ✓ Count by 2s song

<https://www.youtube.com/watch?v=OCxvNtrcDIs>

- ✓ One hundred chart game

<https://www.abcya.com/games/one-hundred-number-chart-game>



It's time to play a dice game...

Roll, Write, Expand and Draw

Roll 2 dice to make a 2-digit number. Fill in the boxes to show the number in 5 different ways, the first one is done for you.

My Number in Numerals	My Number in Words	My Number in Tens and Ones	My Number in Expanded Form	My Number in Pictures
41	forty-one	$\frac{4}{1}$ tens ones	$40 + 1 = 41$	
		___ tens ___ ones	___ + ___ = ___	
		___ tens ___ ones	___ + ___ = ___	
		___ tens ___ ones	___ + ___ = ___	
		___ tens ___ ones	___ + ___ = ___	

1

Week 2



Online Learning Platforms

Students should have their logins in their take home reading diary

Bugclub:

<https://www.activelearnprimary.com.au/login?c=0>

StudyLadder:

<https://www.studyladder.com.au/login/account>

Matific:

<https://www.matific.com/us/en-us/login-page/>



Grade 1 Lessons | General Activities



It's time to do some mindfulness activities...

Student Tasks:

Go on a Safari Walk around the garden or around the block with your parents, look out for wildlife, plants, trees and seeds (acorns). Collect any leaves or seeds that have fallen onto the ground and make a collage with them when you get home.



It's time to relax with some Cosmic Kids...

Student Tasks:

Pick a video from the YouTube site Comic Kids
<https://www.youtube.com/user/CosmicKidsYoga>

Complete the activities and movements as the video instructs.

Can you create any new yoga poses?

2

Week 2

To Parents:

In this pack, you will find a range of learning activities that our teachers have prepared for your child.


The activities in this pack have been designed to be independently completed at home by students. (However, parents of our junior school students/ or students with learning challenges may be required to explain the activities to them.)

If all the activities are not completed by the end of the week, there's no need to worry. We understand this is a challenging time for you, so just do your best.

If you have any questions about the tasks, please contact your child's teacher via the Parent Portal.



GRADE 2



2

Week 2

Early-Finisher Activities

Spelling Activity- Syllables

Using your spelling words, work with an adult and say each of your list words.

Listen for and count the 'beats' in each word. These are your syllables
Write your word placing syllable dots to show the syllable break.
ba . na . na .



Grade 2 Lessons | Literacy 1/1



It's time to do some READING at home...

Student Tasks:

- ✓ Choose a book to read out loud or silently for fifteen (15) minutes. (Remember to record it in your yellow reading diary.)

It's time to do some SPELLING at home...

Student Tasks:

- ✓ Look at the sounds in your words.
- ✓ Say each of your word
- ✓ Count the sounds you hear
- ✓ Write your word and use 'sound bars' to show the sound.

E.g. b / a / n / a / n / a / = 6 sounds
r / a / f / t / er / = 5 sounds

SMART Spelling Week 1	Focus: the graph 'a' saying 'ar' as in banana	
last	after	plaster
past	asked	fatherly
class	rafter	tomato
fast	basket	afterwards
ask	father	grasp
pass	lasted	basketball

spelling rules

It's time to do some WRITING at home...

Student Tasks:

- ✓ Last week was a very different way of learning for us all. Write a recount about your first week of remote schooling. How did you feel about learning from home? What were the good things? What were the challenges for you? A compound word is a word made up of 2 or more smaller words to make a new meaning.
- ✓ Make a list of some compound words. Break them up into the smaller words like the example below. Draw a picture of the compound word.
Car + port = carport
See + saw = seesaw

Parent Information:

- A recount tells us about what has already happened and uses PAST tense.

2

Week 2



Grade 2 Lessons | Numeracy 1/1



It's time to do some fun maths activities at home...

Student Tasks: Practise counting by 2's 5's and 10's forwards and backwards.

Place Value:

Expand these numbers. How many hundreds, tens and ones are there?

e.g. 123 = 1 hundred, 2 tens and 3 ones.

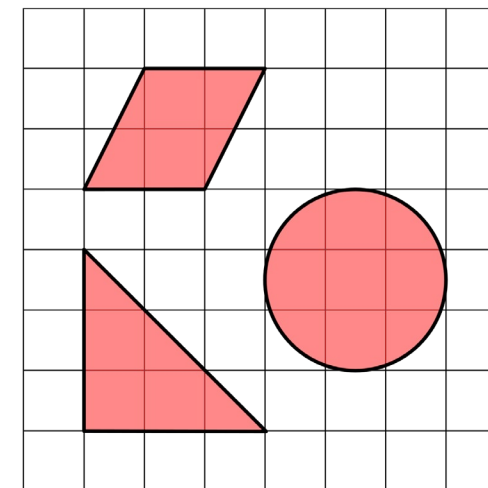
62 = 6 tens and 2 ones

1234 = 1 thousand, 2 hundreds, 3 tens and 4 ones.

How many numbers can you do this for?

19=	47=	81=	26=
53=	283=	342=	689=
715 =	848=	1459=	3862=
4739=	6954=	2479=	9494=


<https://drive.google.com/file/d/1ExOyU2l9i8l48fOMXslrS6veOT2yywQZ/view?usp=sharing>



Area

The amount of surface a shape covers is called its area.

Go on to www.studyladder.com.au and watch the video on 'Measuring Area using informal units' and then complete the allocated 'Comparing Area' activity.



Early-Finisher Activities

Online Learning Platforms

Students should have their logins in their take home reading diary

Bugclub:

<https://www.activelearnprimary.com.au/login?c=0>

Studyladder:

<https://www.studyladder.com.au/login/account>

Matific:

<https://www.matific.com/us/en-us/login-page/>

2

Week 2



Grade 2 Lessons | General Activities




Lets do another activity on our Transport Inquiry unit...

Student Task:

There are many different types of transport. This video is on the history of transport. <https://www.youtube.com/watch?v=FaLCQo8NJFA>

- ✓ Can you add any transport that you missed from your list last week?
- ✓ Share your list with your parents or guardian.
- ✓ What have you learnt from the video?
- ✓ What is your favourite type of transport? Why?



Now it is time for some mindfulness...

- ✓ Listen to the smiling mind application <https://www.smilingmind.com.au/>
- ✓ Listen to some calming music for 15 minutes while either free drawing or colouring in a mindfulness colouring picture.

Here is a website of pictures you can choose from <https://www.bestcoloringpagesforkids.com>



3

Week 2

To Parents:

In this pack, you will find a range of learning activities that our teachers have prepared for your child.

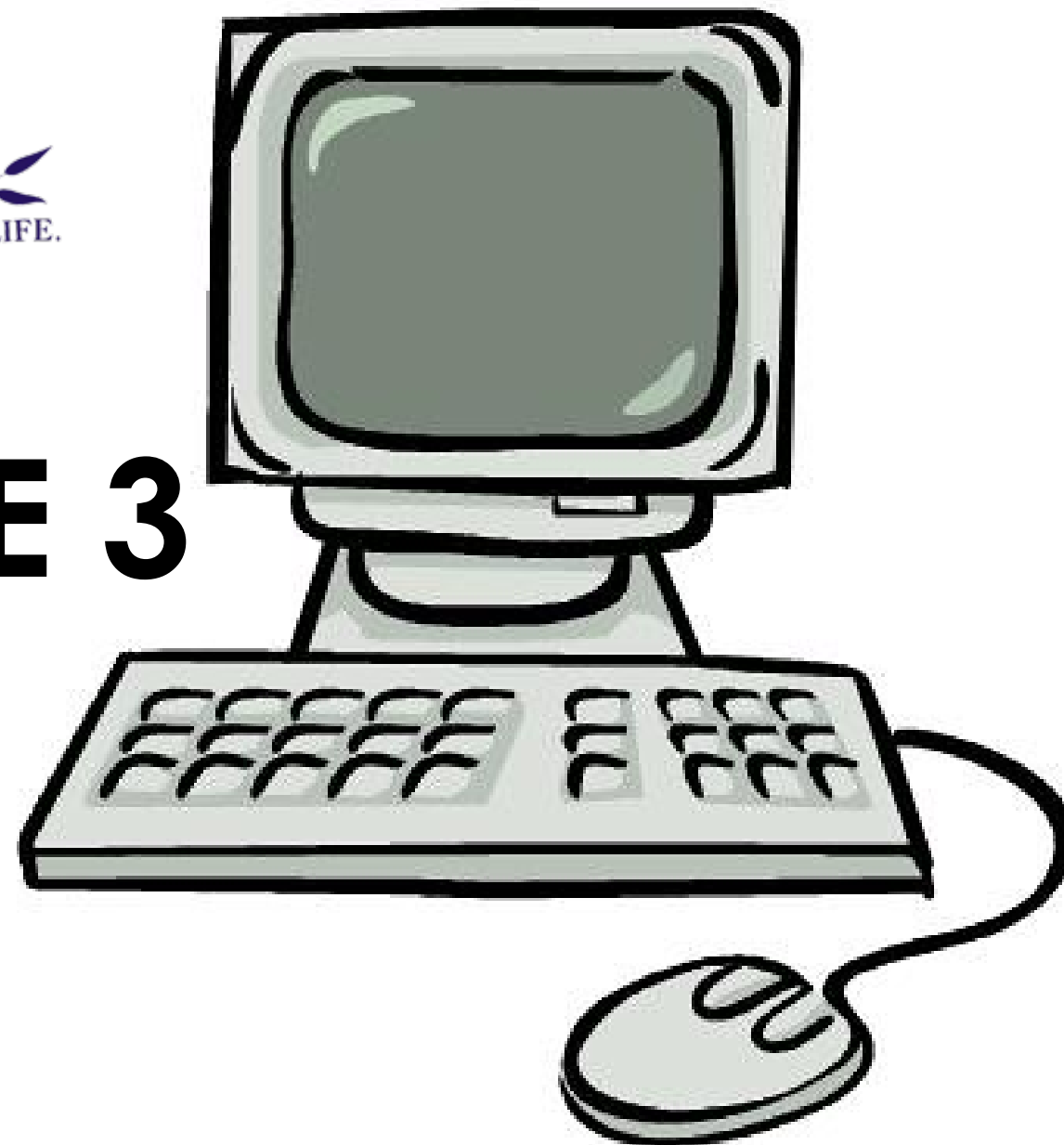
The activities in this pack have been designed to be independently completed at home by students. (However, parents of our junior school students/ or students with learning challenges may be required to explain the activities to them.)

If all the activities are not completed by the end of the week, there's no need to worry. We understand this is a challenging time for you, so just do your best.

If you have any questions about the tasks, please contact your child's teacher via the Parent Portal.



GRADE 3



3

Week 2

COPS

EDIT

Capitalization

- beginning of a sentence
- proper nouns
- "I"

Order

- Does this make sense?
- topic, details,
- transitions, conclusion

punctuation

- end of sentences
- quotes for dialogue
- commas in list

Spelling

- reread each word
- use your resources



Grade 3 Lessons | Literacy 1/1

Lets start the day with some reading...

Student Task:

- ✓ Read for at least 20 minutes. You might like to read aloud or chat to someone at home about your book.
- ✓ We will be reading **Charlie & the Chocolate Factory** this term. There is the link for one chapter at a time that you can listen to. If you have your own copy you may like to read it otherwise you can enjoy listening to the story being read to you!

Chapters 1 & 2

<https://www.youtube.com/watch?v=coGg0LMFKSE&list=PLWTjE1sfklmAjTOkVWd8H0dPtrPgC2lt>

Chapters 3 & 4

https://www.youtube.com/watch?v=HJ_iLR9bsmg&list=PLWTjE1sfklmAjTOkVWd8H0dPtrPgC2lt&index=2

Spelling:

The trigraph /are/ making the sound "air" as in square.

- ✓ Choose some spelling activities that we have done in class.

For example: waterfall, alphabetical order, write the words in sentences.

Grammar:

- ✓ Adjectives are words that are used to describe or modify nouns or pronouns.

For example I ate a **red, juicy** apple.

Red and juicy are adjectives and apple is the noun. Brainstorm some adjectives and write or type them into sentences. Highlight each adjective.

The trigraph /are/ making the sound 'air' as in square. Drop the e and add the vowel suffix.

Red	Orange	Green	Blue
care	square	square	square
caring	care	dare	prepare
bare	caring	share	unprepared
dare	share	shared	preparing
share	sharing	sharing	warehouse
sharing	spare	beware	aware
rare	glare	careful	unaware
square	scared	aware	careful

spelling rules

Writing:

- ✓ A persuasive piece is generally written to convince the reader of an idea or point of view.
- ✓ Persuasion is used in the media and advertisements to convince us to buy, use or try a product.

Student Task

If you have a favourite ad on TV write down why it is catchy, why do you like it? Does it have a great jingle or bright colours? You may hear an ad on the radio or see a billboard when in the car. Write down why the ad is appealing and the product it is advertising.



3

Week 2



Early-Finisher Activities

Log onto Study Ladder or Matific and play a game related to division.



Grade 3 Lessons | Numeracy 1/1




It's time to do a maths activity...

Student Tasks:

- ✓ Practise your times tables. Focus on the tricky ones.
- ✓ Teach your family a card game that you play in class.
- ✓ Practise your 3's counting pattern and sing along with Jack Hartmann

<https://www.youtube.com/watch?v=t03yW7Oxsoc>

- ✓ Revise telling the time on an analogue clock and digital clock to the minute. **Log onto Study Ladder** and complete the time tasks set by your teacher.



Here are a couple more activities to try...

Student Task:

- ✓ Revise division facts related to 2, 3, 5 and 10s. Write your own or ask someone to write them for you.
- ✓ Log onto Matific and complete the division tasks which your teacher has set.

3

Week 2



Early-Finisher Activities

Have a discussion with family members about what ANZAC Day means to them.

- ✓ Watch the ANZAC Ted book.

<https://www.youtube.com/watch?v=et09N2EoAdY>

- ✓ Make a poppy to commemorate ANZAC day. You can use the template in the link below. If you can't print the template then create one from recyclable materials at home.

<http://www.printablee.com/post-paper-printable-poppy-flower-pattern-262160/>



Grade 3 Lessons | Science



This term we are looking at Earth and Space Science...

Earth's rotation on its axis causes regular changes, including night and day.

Student Task:

- ✓ View the following video which will help you understand why we experience day and night. You do not need to answer the questions today.

<http://splash.abc.net.au/res/i/L696/index.html>



Project Time...



Activity:

Over the next few weeks you are going to create a diorama with one half depicting day and the other half depicting night.

This week you are going to start by collecting your materials and begin a rough sketch of what you want your diorama to look like.

Materials:

A shoe box or a cereal box coloured paper, paint, coloured pencils, textas, glue, scissors, modelling clay etc. You could be as creative as you want to be and can use any material that you have at home. (We do not want you to go out and buy things.)

3

Week 2



Early-Finisher Activities

Check out this fantastic resource from Mr Kelly.

<http://learningwithdigitaltechnology.global2.vic.edu.au/2018/02/05/you-have-the-power/>

Have a discussion with family members about what Digital Technologies means to them.



Grade 3 Lessons | General Activities



Mindfulness:

- ✓ Watch and follow the link below Smiling Mind: Sea Creatures and Noticing Emotions meditation clip.
<https://www.youtube.com/watch?v=8NB3ihqPQGw>

Respectful Relationships:

Emotions in the school day

During your time at school you will feel a range of positive & negative emotions.

- ✓ Watch this clip about emotions then afterwards, complete the activity below.

<https://www.youtube.com/watch?v=akTRWJZMks0>

- ✓ Draw a table using these emotions listed down the page

Emotion in the Classroom & Emotion in the Playground

Excited

Proud

Happy

Surprised

Interested


Sad

Bored

Lonely

Nervous

Embarrassed



Ask yourself what can cause you to feel these positive or negative emotions? Write your answer in the table you have drawn. Discuss with a parent why you feel these emotions and what strategies you could do to change these feelings.



Something to get you thinking...

- ✓ Is a pen a piece of technology? Why/Why not?
- ✓ Look up the dictionary for the definition of technology.



4

Week 2

To Parents:

In this pack, you will find a range of learning activities that our teachers have prepared for your child.

The activities in this pack have been designed to be independently completed at home by students. (However, parents of our junior school students/ or students with learning challenges may be required to explain the activities to them.)

If all the activities are not completed by the end of the week, there's no need to worry. We understand this is a challenging time for you, so just do your best.

If you have any questions about the tasks, please contact your child's teacher via the Parent Portal.



GRADE 4



4

Week 2

COPS

EDIT

Capitalization

- beginning of a sentence
- proper nouns
- "I"

Order

- Does this make sense?
- topic, details,
- transitions, conclusion

punctuation

- end of sentences
- quotes for dialogue
- commas in list

Spelling

- reread each word
- use your resources

karaglass teaching




Grade 4 Lessons | Literacy 1/2



It's time to do some writing...

Student Tasks:

- ✓ Summarise the book you are reading so far. You can write or type your summary. It needs to be at least 50 words and fully punctuated.
- ✓ A few things to remember...
Write the title of your book and its author at the top of the page. Please write your own name too:)
- ✓ Key points must be in chronological order.
- ✓ Read aloud your writing. Ask yourself, "Does this make sense?"
- ✓ Edit with COPS.



VCOP REMINDER...

- ❑ Vocabulary - (If you need to use more WOW words, use a thesaurus or ask mum or dad for more creative words you can use).
- ❑ Connectives - (If you need to improve your sentence structure, try and use more connectives to link your ideas).
- ❑ Openers - (Use creative ways to open up your writing and paragraphs)
- ❑ Punctuation - (Make sure you use full punctuation!)

4

Week 2

Early-Finisher Activities

Snickers' quote of the day:
(Snickers' is Mrs Barry's dog)

"Kind words can be short and easy to speak, but their echoes are truly endless."

In your own words, what do you think this quote means?



Grade 4 Lessons | Literacy 2/2

Weekly Spelling Sheet

Focus: The trigraph 'que' making the sound 'k' as in antique and the graph 'k' making the 'k' sound as in kitten

Name: _____

Say the word, write the word	Tuesday	Wednesday	Thursday	Friday
Red spelling words				
ask				
keep				
kangaroo				
kick				
kite				
keen				
Orange spelling words				
asked				
kilogram				
awaken				
awkward				
skeleton				
Green spelling words				
skillful				
antique				
cheque				
plaque				
Blue spelling words				
technique				
boutique				
unique				
picturesque				
opaque				

spelling
rules

It's time to do a spelling activity. 😊

Student Task:

- ✓ Practise writing your spelling words by putting them into sentences.
- ✓ Get someone to test you on your spelling words at the end of the week.


How about grammar?

- ✓ Can you underline all of the nouns in your spelling sentences?

It's time to do a reading activity. 😊

Student Task:

- ✓ Select a book and read quietly for at least 20 minutes.



4

Week 2



Early-Finisher Activities

Study Ladder:

Task: Rapid Recall Number Program>Mental strategies for addition.

Extension Activities:

Complete Grade 5 Place Value and combining 2D shape activities on Matific & Study Ladder



Grade 4 Lessons | Numeracy 1/1



Student Tasks:

- ✓ Have a go at making Place Value Cups, you will paper/foam cups for this activity, if you don't have this at home, you can make one with paper.

<https://www.youtube.com/watch?v=TnUPHO5oiWQ>

- ✓ What shape am I?

I have four sides.

I have four vertices.

I have two pairs of parallel lines, where each pair has different lengths.

Draw the shape.

- ✓ Create your own list of clues (at least three) and test your family to see if they can draw and name your shape!
- ✓ Ask your family and/or friends the following question:


What name should Mrs Barry's new puppy be called?

- ✓ Create a list and/or table of the names given (this is called categorical data)

Here are another couple of maths activity to try again this week. 😊

Student Tasks:

- ✓ Practise your times tables 1-12. Focus on the tricky ones and write them out.
- ✓ Teach your parents times table games like 'Step Back' or 'Knock Out'.



4

Week 2



Early-Finisher Activities

If you have an atlas at home. Look at the date of publication.

Compare the maps of Africa, South America and Australia to google Earth.

What do you notice?



Grade 4 Lessons | Inquiry 1/1



This term, we will be focusing on 'The World Around Us' as our Inquiry Learning Topic.

Student Task:

- ✓ Explore Google Earth and locate 3 significant places to you.
- ✓ Write a short paragraph that explains why these places are significant to you. (If you don't have Google Earth you can still explain your 3 significant places.
- ✓ Draw a birds eye view perspective of one of your locations.
- ✓ Draw the continents (Australia, South America and Africa) onto a piece of paper. Colour code each continent and create a key.

<https://www.superteacherworksheets.com/graphics1920x1080/1920-world-blank.jpg>

- ✓ Mark the countries within Africa and South America..

<https://www.freeworldmaps.net/>



Birds eye view

4

Week 2



Early-Finisher Activities

Check out this fantastic resource from Mr Kelly.

<http://learningwithdigitaltechnology.global2.vic.edu.au/2018/02/05/you-have-the-power/>

Have a discussion with family members about what Digital Technologies means to them.




Grade 4 Lessons | Other Activities



Mindfulness:

- ✓ Watch and follow the link below Smiling Mind: Sea Creatures and Noticing Emotions meditation clip.

<https://www.youtube.com/watch?v=8NB3ihqPQGw>



Respectful Relationships:

Positive Coping

Students identify that everyone has different interests, fears, responses and coping strategies.

Student Task:

- ✓ Interview family members:
Write out some questions to find out things such as their likes, dislikes, interests, fears and so on.
Interview all of your family and record the answers.



Something to get you thinking...

- ✓ Is a pen a piece of technology? Why/Why not?
- ✓ Look up the dictionary for the definition of technology.

5/6

Week 2

To Parents:

In this pack, you will find a range of learning activities that our teachers have prepared for your child.

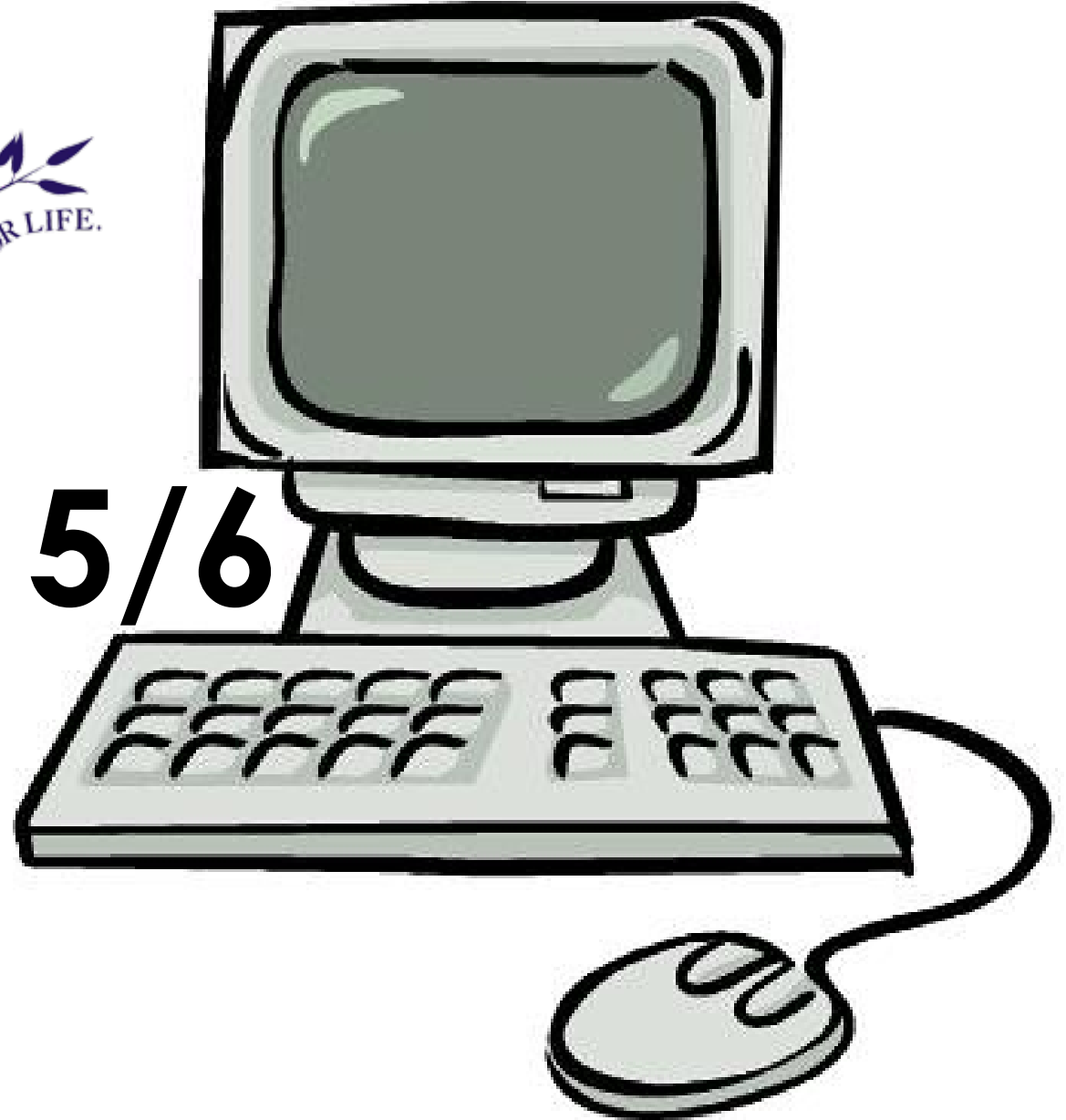
The activities in this pack have been designed to be independently completed at home by students. (However, parents of our junior school students/ or students with learning challenges may be required to explain the activities to them.)

If all the activities are not completed by the end of the week, there's no need to worry. We understand this is a challenging time for you, so just do your best.

If you have any questions about the tasks, please contact your child's teacher via the Parent Portal.



Grade 5/6



5/6

Week 2

THE GALLIPOLI CAMPAIGN

The Gallipoli Campaign was an attack on the Gallipoli peninsula during World War I, between 25 April 1915 and 9 January 1916.

The Gallipoli peninsula was an important tactical position during World War I. The British War Council suggested that Germany could be defeated by attacks on her allies, Austria, Hungary and Turkey.

The Allied forces of the British Empire (including Australia and New Zealand) aimed to force a passage through the Dardanelles Strait and capture the Turkish capital, Constantinople.

At dawn on 25 April 1915, Anzac assault troops landed north of Gaba Tepe, at what became known as Anzac Cove, while the British forces landed at Cape Helles on the Gallipoli Peninsula.

The campaign was a brave but costly failure.

By December 1915 plans were drawn up to evacuate the entire force from Gallipoli. On 19 and 20 December, the evacuation of over 142,000 men from Anzac Cove commenced and was completed three weeks later with minimal casualties.

In total, the whole Gallipoli campaign caused 26,111 Australian casualties, including 8,141 deaths.

Since 1916 the anniversary of the landings on 25 April has been commemorated as Anzac Day, becoming one of the most important national celebrations in Australia and New Zealand.



Grade 5/6 Lessons | Literacy 1/2



Here is your weekly reading task:

Student Tasks:

- ✓ Read for 20 minutes each day. Make sure you keep a reading log to show all of the books/chapters you have read.
- ✓ Read the text on Gallipoli and complete the 5W's sheet click the link or write it up in your google docs or workbook
<https://drive.google.com/file/d/1jf0xNQLrzc8Ek-OSufJmFoJQh3iS5toQ/view?usp=sharing>
- ✓ Listen to the text 'The Donkey of Gallipoli'
<https://www.youtube.com/watch?v=UwfxNeYbFMA&t=277s>
- ✓ Over the next 2/3 days listen to the story "The Donkey of Gallipoli" and complete the comprehension questions (click link for sheet) in your book or on a Google doc page. Remember to place headings and answer each question in a full sentence. Simpson's profile page is attached, you can either print it off or rewrite it/create it in your book or Google doc.

Question Sheet:

<https://drive.google.com/file/d/1B5DgoHpX39kVkCCkjhqambeH2y8wHqQa/view?usp=sharing>

Simpson's Profile:

<https://drive.google.com/file/d/1jV97xV1tzE8MsaB-rEDvR-96sW81mEHb/view?usp=sharing>

If access to the link is unavailable, see extra options listed for reading activities (worksheets have been attached)



Early-Finisher Activities

Read the text on 'The Diggers Hat- The Australian Slouch Hat', then read the poem 'A Brown Slouch Hat' From the information you have obtained from the text and poem, Write a summary of why the hat is an important symbol to Australians. Under your summary draw an illustration of the Slouch Hat or if you are able to print off the text sheet, cut out and paste the hat together and colour.

Readings: The Diggers Hat - The Australian Slouch Hat
<https://drive.google.com/file/d/1vZ3plerbyHZvEnef4HfJH7JNdud80OvF/view?usp=sharing>


A Brown Slouch Hat -

<https://drive.google.com/file/d/1Mj590Qg4oc01VkaRiWB9d7QVqTCnvW7L/view?usp=sharing>

Read the sheet on Anzac Day and complete comprehension questions related to the information.

Link:

https://drive.google.com/file/d/1FBeUeK1h4oc6uWXMzOdiC9AHhtM_44zS/view?usp=sharing



<https://drive.google.com/file/d/13lc knnVNYunsUfQ2IG85Kc83QviEU4Qz/view>

5/6

Week 2



Grade 5/6 Lessons | Literacy 2/2



Here is your weekly writing task

Student Tasks:

✓ Light and Dark Poetry -

Watch the Anzac Biscuits YouTube clip and create your own 'light and dark' poem (two short sentences) comparing an aspect of your life with the lives of people in war. In your homework book, divide a page in half and draw a picture for each contrasting sentence. E.g. 'The boy dove onto the football and saved the game' and 'The soldier dove into the trench as the screaming bomb came down.'

Link to video:

https://www.youtube.com/watch?v=PRNJT_0h1Es

Make sure you do the best colouring that you can. **NO SCRIBBLING!**

Here's an example:

<https://drive.google.com/file/d/1uhTKfXiBHRLvvhhyawobtg2IDIDy0KLX/view?usp=sharing>



It's time to do a spelling activity and grammar activity. 😊

Student Task:

- ✓ Write your spelling words (from the document on the left of the page) each day.
- ✓ Complete an activity from the sheet provided each day.

<https://drive.google.com/file/d/10aNUtk3v0GNEGZV7Z3UEN6BNHO8lvoEY/view?usp=sharing>

- ✓ **Commas** - complete comma worksheet - click the link

https://drive.google.com/file/d/1F6ALCyfrhjaQOI1dgJCCsLFNUt_6N0U7/view?usp=sharing

Prefix pro- and anti-			
Say the word, write the word	Say the word, write the word	Say the word, write the word	Say the word, write the word
promote	protocol	progressive	protagonist
proceed	progress	professional	procedural
probably	proactive	proclaim	prodigy
provide	professor	probation	productiveness
propel	antibiotic	propellant	proficient
antics	antisocial	antiviral	profitable
		antivenom	antibacterial
		anticlockwise	anticipation
		antiperspirant	anticolonialism



5/6

Week 2



Early-Finisher Activities

Maths Playground

<https://www.mathplayground.com/alienangles.html>

Mental Calculations

<https://www.topmarks.co.uk/maths-games/hit-the-button>

Play hit the button.

Challenge family members to see who is the quickest.



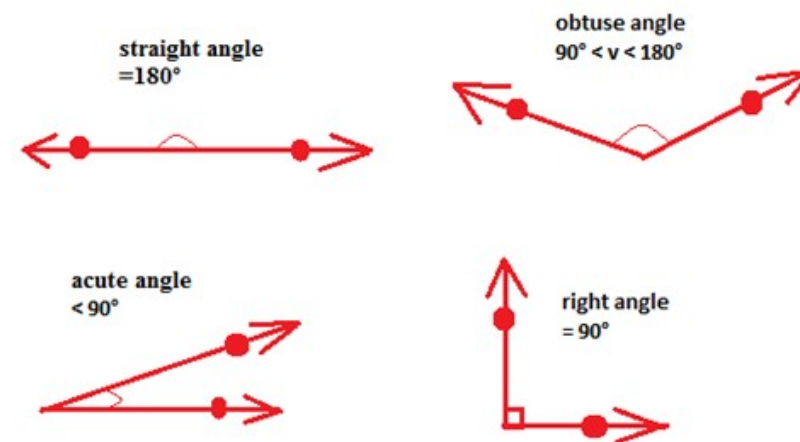
Grade 5/6 Lessons | Numeracy



It's time to do a maths. 😊

Student Task:

- ✓ We are going to be looking at angles. Login to *Maths Online*, watch the video tutorial and then complete set tasks.
- ✓ Login to *Maths Online* again and watch the tutorial on multiplication and division and then complete the set tasks.
- ✓ Here is an activity (Stickman Angles) <https://drive.google.com/file/d/19UVfHiGzufk5RU5zxyLD-RUj9tiMIFel/view?usp=sharing>



- ✓ Try out this chance game that is called 'Stop or Dare' <https://drive.google.com/file/d/1rk5vumkkaqJBF1rV1wgGrNTwGOGgvgep/view?usp=sharing>
- ✓ Here is another chance game that is called 'Take a Chance' <https://drive.google.com/file/d/1uC76OIAr4rtzbS1V1DrxYGvbNxnCf9Wl/view?usp=sharing>

5/6

Week 2



Early-Finisher Activities

Choose one of the following activities and send me a photo of the finished product.

- Bake Anzac Biscuits
- Create a wreath or a poppy from recycled items from around the home or your garden.
- Make a Slouch Hat
- Write an Anzac Day quiz about what you've learnt on kahoot.it
- Draw a picture of a soldier returning from war; think about how they would be feeling, how has war changed them physically.



Grade 5/6 Lessons | Inquiry



It's time to do a Inquiry work on ANZAC Day.☺

Student Task:

- ✓ Brainstorm everything that you already know about ANZAC Day.

Watch the following videos. What is ANZAC Day? -

https://www.youtube.com/watch?v=_7PRzZ_Z8xU

Anzac Special: The Gallipoli Story -

<https://www.youtube.com/watch?v=lp1p9DXJmS8>

- ✓ Write down why you think ANZAC day is so important to Australians. Who is it that we are remembering on this day each year?
- ✓ On the map provided (or one you find from the internet) label all the countries surrounding Turkey and mark where Gallipoli is.

Map Link:

https://drive.google.com/file/d/1PO5vbpb6s5NEUoil-JEFdoeADH_izwSV/view?usp=sharing



Research Task

Student Tasks:

Research and create a profile on someone who served in WWI or WWII. Here are some examples

World War I

- Lieutenant John Howell Price
- Captain Albert Jacka
- Sergeant Olive King
- Corporal Albert Knight
- Lieutenant Henry Murray
- Captain Hugo Throssell

World War II

- Lieutenant Colonel Doctor Edward Dunlop
- Lieutenant Commander Leon Goldsworthy
- Lieutenant Reginald Saunders
- Captain Nancy Wake

Examples: https://drive.google.com/file/d/1VpH_azhbOUNIDETwTsZiYRskR_gQnqct/view?usp=sharing

S

Week 2

To Parents:

In this pack, you will find a range of learning activities that our teachers have prepared for your child.

The activities in this pack have been designed to be independently completed at home by students. (However, parents of our junior school students/ or students with learning challenges may be required to explain the activities to them.)

If all the activities are not completed by the end of the week, there's no need to worry. We understand this is a challenging time for you, so just do your best.

If you have any questions about the tasks, please contact your child's teacher via the Parent Portal.



Specialist



S

Week 2



Specialist Activities | Week 2



Performing Arts:

- ✓ Prep – Grade 2:

<http://blpsperformingarts.global2.vic.edu.au/2020/04/18/week-2-remote-learning-p-2/>

- ✓ Grade 3 - Grade 6:

<http://blpsperformingarts.global2.vic.edu.au/2020/04/18/week-2-remote-learning-3-6/>

Visual Arts:

- ✓ Prep – Grade 6: <http://blpsart.global2.vic.edu.au/2020/04/11/term-2-art-competition/>

Mandarin:

- ✓ Prep – Grade 6:

<https://blpsasia.global2.vic.edu.au/2020/04/17/term-2-tasks/>

Sport:

- ✓ Prep – Grade 6: <https://keepingfitwithmrsperfect.global2.vic.edu.au/>

Learning with Digital Technology:

- ✓ Grade 3 – Grade 6: Complete one of the activities from the infographic on the right hand side. 😊

Learning WITH Digital TECHNOLOGY

Make a Film

INTERNET ADS



Do you have an iPad? If so, use iMovie to create a short film that demonstrates how **some** internet ads can be dangerous links to click while surfing the web. Here is an example by Horrible Histories: https://www.youtube.com/watch?v=FqBG7m4gNO&feature=emb_title

Create an eSafety Poster

HOW TO STAY SAFE ONLINE



Create a poster or visual representation of how to stay safe online. What should or shouldn't you do when you're surfing the net? If you don't feel safe online, what should you do?

Create a Radio Play

ONLINE BULLYING



Using a digital device, open Google Docs or Word to create a short radio play about the affects of online bullying. Create a story of 500 words or less and then record it. Save it as an MP3, as we may add it to the school website.

Create a Speech

APPROPRIATE VIDEO GAMES



Many parents and teachers don't know much about video games. Write a speech about an online video game you play which details both the good and bad aspects of the game. Perhaps you could read it to your teachers at the next school assembly?

Write an Article

THE BEST APPS



Do you have a favourite app? If so, tell us about it. Write a short 150 word article about your favourite app. Why do you think it is a good app to use? If you could improve it, how would you do that?